





Instructions for Trigger Level Selection

	<p>NO J2 JUMPER - ORIGINAL CHV-2 RESPONSE</p> <p>This selection sets the response and trigger level of the CHV-2 to the original trigger threshold and frequency sensitivity and is compliant with the ASME A17.1 elevator code safety requirements. Recommended for all units installed in substantially-built buildings.</p>
	<p>J2 JUMPER POSITION ONE (FAR RIGHT AS SHOWN) - MAXIMUM ALLOWABLE A17.1 CODE TRIGGER LEVEL</p> <p>Maximum allowable level in conformance with ASME A 17.1 elevator code safety requirements. Provides slightly greater immunity to vibrations in buildings where the mounting is less than optimal or there is greater than normal vibration from machinery, etc.</p>
	<p>J2 JUMPER POSITION TWO (MIDDLE POSITION) - ASCE 25-97 NOMINAL TRIGGER THRESHOLD</p> <p>This standard is intended for piping systems and other applications where there is hammering of valves, etc. The standard states that it is intended for structures no higher than four stories.</p>
	<p>J2 JUMPER POSITION THREE (FAR LEFT) - ASCE 25-97 MAXIMUM (MUST TRIGGER) TRIGGER THRESHOLD</p> <p>This standard is intended for applications - where there is severe hammering of valves, etc. The standard states that it is intended for structures no higher than four stories.</p>